



UNAIDS
JOINT UNITED NATIONS PROGRAMME ON HIV/AIDS

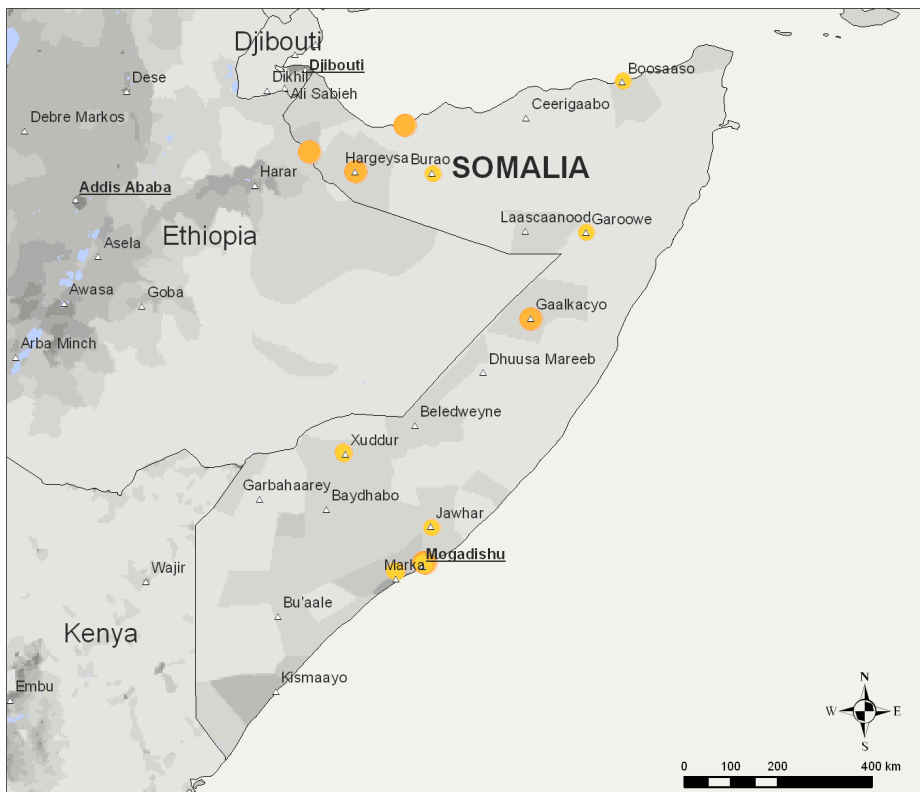
UNHCR
UNICEF
WFP
UNDP
UNFPA
UNODC
ILO
UNESCO
WHO
WORLD BANK



EPIDEMIOLOGICAL FACTSHEET

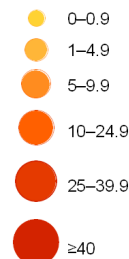
for more country data visit <http://aidsinfo.unaids.org>

SOMALIA



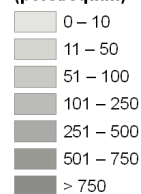
HIV sentinel surveillance in pregnant women, 2004–2008

HIV prevalence (%)



△ Cities and towns

Population density (2005) (pers./sq.km)

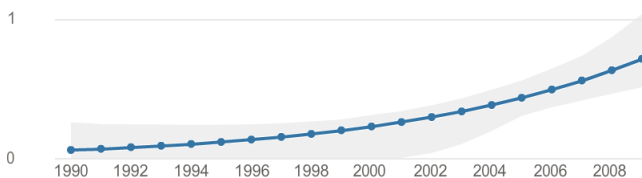


The boundaries and names shown and the designations used on this map do not imply the expression of any opinion whatsoever on the part of the World Health Organization concerning the legal status of any country territory, city or area or of its authorities, or concerning the delimitation of its frontiers or boundaries. Dotted lines on maps represent approximate border lines for which there may not yet be full agreement.
© WHO 2010. All rights reserved.

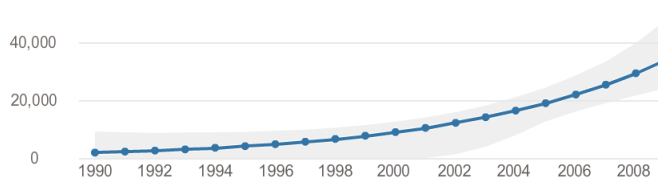
Data source: UNAIDS, WHO, CIESIN/FAO/CIAT, DCW, GeoNames, USCB.
Map production: Public Health Information and Geographic Information Systems (GIS), WHO



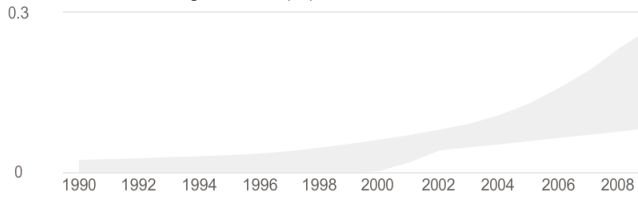
HIV prevalence-Ages 15-49(%)



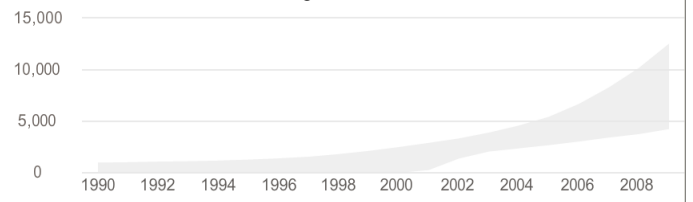
Number of people living with HIV



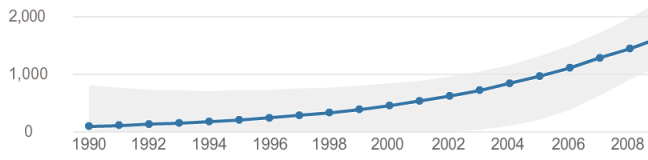
HIV incidence rate-Ages 15-49(%)



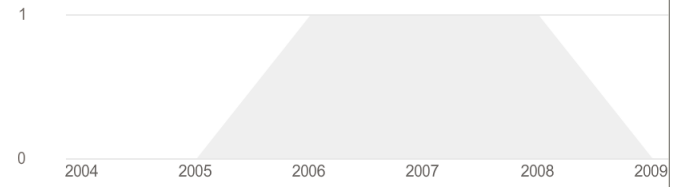
Number of new infections-All ages



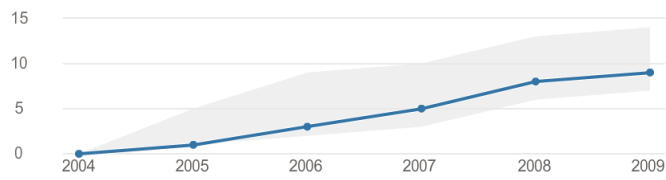
Annual number of AIDS deaths



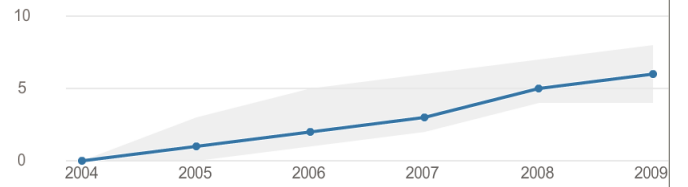
PMTCT coverage (%)



ART coverage (%) CD4<200



ART coverage (%) CD4<350



FOOTNOTES

Epidemiology facts

HIV prevalence-Ages 15-49 (%): Estimated HIV prevalence - Ages 15-49 - (%)

Number of people living with HIV: Number of people living with HIV

HIV incidence rate-Ages 15-49(%): Estimated HIV incidence rate - Ages (15-49)

Number of new infections-All ages: Estimated Number of new Infections – All Ages

Annual number of AIDS deaths: Annual number of AIDS deaths

ART coverage (%) CD4<200: Estimated ART Coverage (CD4 < 200)

ART coverage (%) CD4<350: Estimated ART Coverage (CD4 < 350)

PMTCT coverage (%): Estimated pregnant women living with HIV who received ARV for Preventing MTCT

In some cases, upper bound for “New infections” and “HIV incidence” has been adjusted, for better display of the chart.